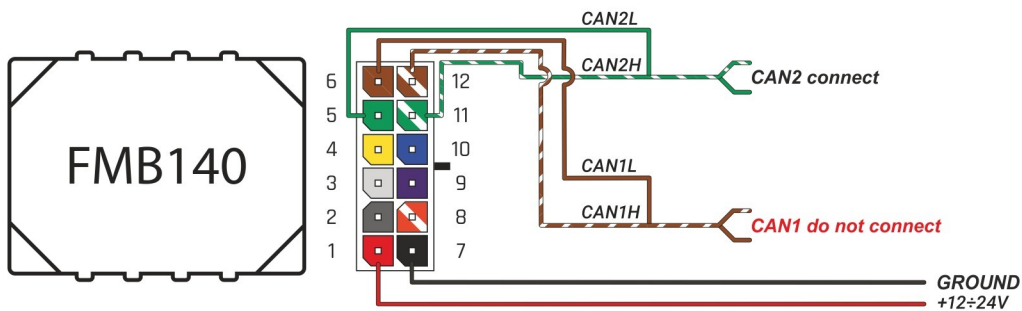



Brand, Model	Device: FMB140 LV-CAN	Year:	Rev.:
TOYOTA PROACE		2013→	03
Version: (with factory alarm)	program №: 11143 from: 2017-09-01		




CAN2
 black 10PIN connector
 blue pin10 CANL
 white pin8 CANH
 black 10PIN connector

Program 143 only for cars with factory alarm



Flags:



General parameters:

- Total mileage of the vehicle (dashboard)
- Vehicle mileage - (counted)
- Total fuel consumption - (counted)
- Fuel level (in percent)
- Engine speed (RPM)
- Engine temperature
- Vehicle speed