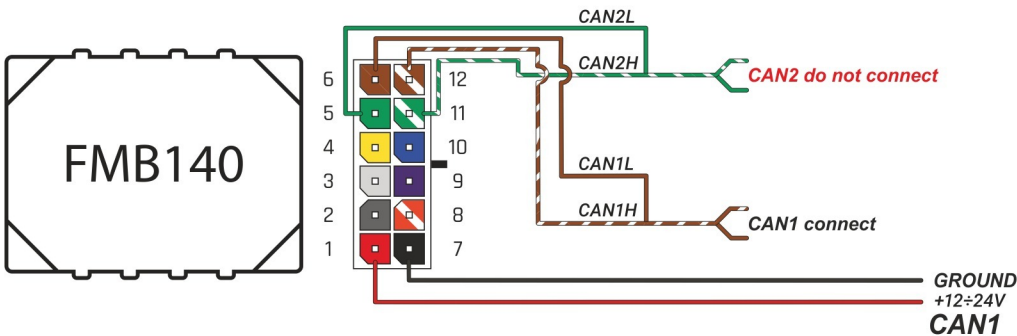



Brand, Model	Device: FMB140 LV-CAN	Year:	Rev.:
TOYOTA LAND CRUISER 200 (4,5L V8 DIESEL)		2008→	05
Version: with and without Keyless System	program №: 12221 from: 2021-09-29		




diagnostic connector
purple pin6 CANH
white pin14 CANL
diagnostic connector

Generated: 2023-05-10 00:24:14+02:00 by schemes@teltonika.it



Flags:



General parameters:

Attention: - parameter is not available using the contactless reader.

- Total mileage of the vehicle (dashboard)
- Vehicle mileage - (counted)
- Total fuel consumption - (counted)
- Fuel level (in liters)
- Engine speed (RPM)
- Engine temperature
- Vehicle speed
- Acceleration pedal position